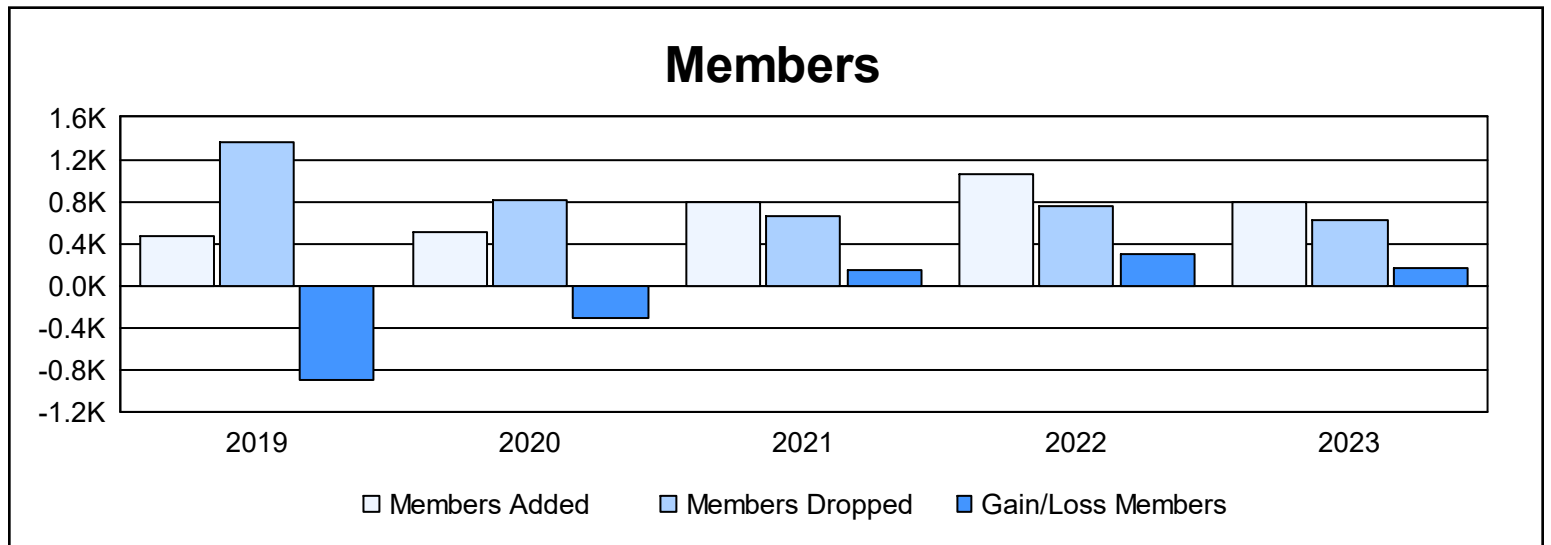
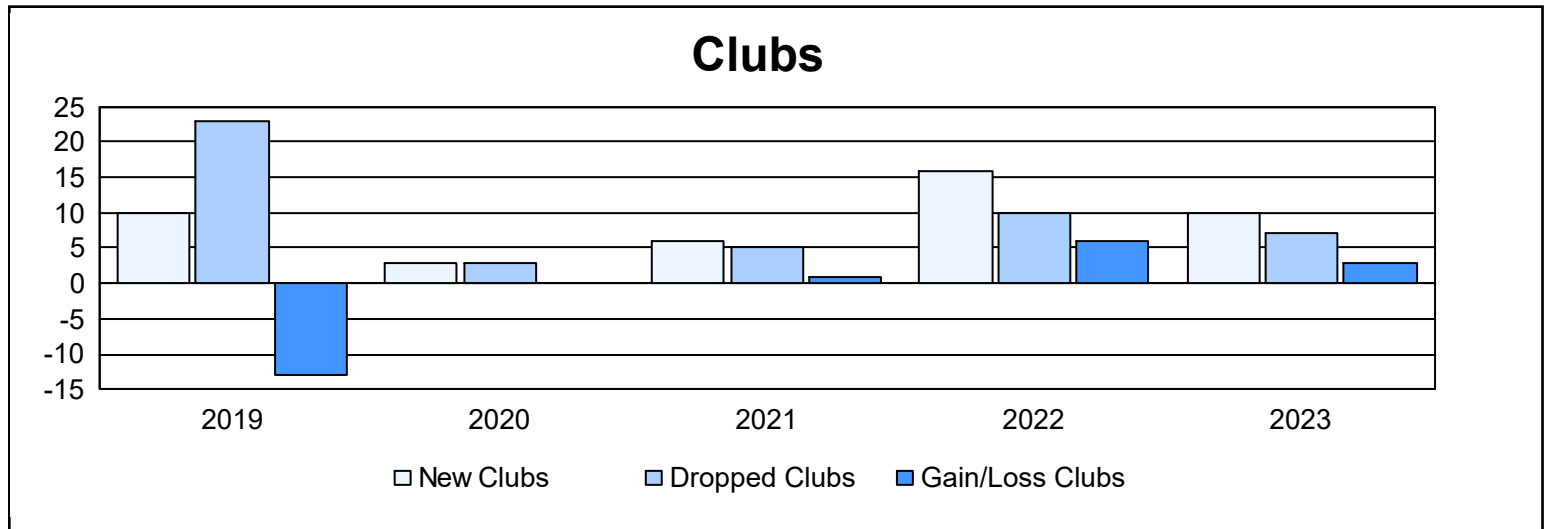
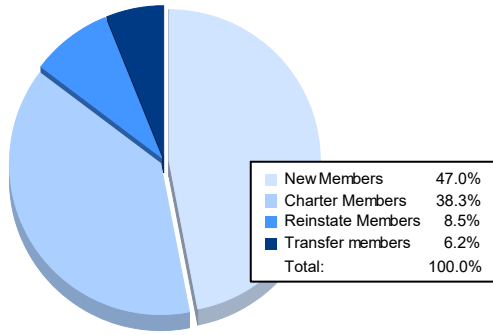


| Year | New Clubs | Dropped Clubs | Gain/ Loss Clubs | New Members | Charter Members | Reinstate Members | Transfer Members | Total Member Added | Total Members Dropped | Gain/ Loss Members |
|----------------|-----------|---------------|------------------|-------------|-----------------|-------------------|------------------|--------------------|-----------------------|--------------------|
| 2018-2019 | 10 | 23 | -13 | 153 | 277 | 24 | 8 | 462 | 1,356 | -894 |
| 2019-2020 | 3 | 3 | 0 | 225 | 150 | 45 | 90 | 510 | 811 | -301 |
| 2020-2021 | 6 | 5 | 1 | 433 | 225 | 103 | 34 | 795 | 654 | 141 |
| 2021-2022 | 16 | 10 | 6 | 511 | 435 | 98 | 11 | 1,055 | 762 | 293 |
| 2022-2023 | 10 | 7 | 3 | 374 | 305 | 68 | 49 | 796 | 625 | 171 |
| Average | 9 | 10 | -1 | 339 | 278 | 68 | 38 | 724 | 842 | -118 |



Membership Composition June 2023 Cumulative



Gender Composition June 2023 Cumulative

